

From:
Ardour Investment Holding Ltd.
Office No. 1142, 11th Floor,
Al Maqam Tower,
Abu Dhabi Global Market,
Al Maryah Islands, Abu Dhabi
United Arab Emirates

Emerging Market Investment DMCC
Units No. 3606-C, Oaks Liwa Heights
Plot No. Jlt-Ph2-W3a
Jumeirah Lake Towers, Dubai, U.A.E.

Hibiscus Trade & Investment Ltd.
6th Floor, Tower 1, Nexteracom Building
Ebene, Mauritius

Date: August 8, 2024

To:
National Stock Exchange of India Limited
Exchange Plaza, BKC, Bandra (East)
Mumbai – 400 051

BSE Limited
Floor 25, P J Towers, Dalal Street,
Mumbai – 400001

Adani Power Limited (APL)
"Adani Corporate House",
Shantigram, Near Vaishno Devi Circle,
S.G. Highway, Khodiyar,
Ahmedabad-382421

Subject: Disclosure under Reg. 29(2) of SEBI (Substantial Acquisition of Shares and Takeovers) Regulations, 2011

Dear Sir,

Please find attached herewith disclosure under Reg. 29(2) of SEBI (Substantial Acquisition of Shares and Takeovers) Regulations, 2011 in relation to:

1. Market Purchase of 2,64,72,000 equity shares (0.69%) of APL by Ardour Investment Holding Ltd. between 17th November, 2023 to 6th August, 2024;
2. Market Purchase of 4,34,40,400 equity shares (1.13%) of APL by Emerging Market Investment DMCC between 12th June, 2024 to 5th August, 2024; and
3. Market Purchase of 92,00,000 equity shares (0.24%) of APL by Hibiscus Trade & Investment Ltd. between 5th August, 2024 to 6th August, 2024

Kindly take the same on record.

Thanking You,
For **Ardour Investment Holding Ltd.**



[Signature]
Authorized Signatory

For **Hibiscus Trade & Investment Ltd.**

[Signature]
Authorized Signatory

Encl: Disclosure in the prescribed format

For **Emerging Market Investment DMCC**

[Signature]
Authorized Signatory



Disclosure under Regulation 29(2) of SEBI (Substantial Acquisition of Shares and Takeovers) Regulations, 2011

Name of the Target Company (TC)	Adani Power Limited ("APL")		
Name(s) of the acquirers/seller and Persons Acting in Concert (PAC) with the acquirers/seller	<p>(i) Ardour Investment Holding Ltd.;</p> <p>(ii) Emerging Market Investment DMCC; &</p> <p>(iii) Hibiscus Trade & Investment Ltd. (hereinafter the "Acquirers")</p> <p>Persons acting in concert: Other shareholders of APL belonging to its promoter and promoter group, namely: (i) Gautam S. Adani & Rajesh S. Adani (on behalf of S. B. Adani Family Trust) (ii) Adani Tradeline Private Limited; (iii) Gautam S. Adani; (iv) Rajesh S. Adani; (v) Flourishing Trade and Investment Ltd.; (vi) Worldwide Emerging Market Holding Ltd. & (vii) Fortitude Trade and Investment Ltd (collectively, the "PACs").</p>		
Whether the acquirers/seller belongs to Promoter/Promoter group	Yes		
Name(s) of the Stock Exchange(s) where the shares of TC are Listed	BSE Limited National Stock Exchange of India Limited		
Details of the acquisition /disposal as follows	Number	% w.r.t. total share/voting capital wherever applicable	% w.r.t. total diluted share/voting capital of the TC (**)
Before the acquisition/sell under consideration, holding of Acquirers and PACs:			
a) Shares carrying voting rights	274,39,30,967	71.14%	71.14%
b) Shares in the nature of encumbrance (pledge/lien/non-disposal undertaking/ others)			
	For details, please see Annexure 1 attached herewith.		

e) Voting rights (VR) otherwise than by equity shares			
d) Warrants/convertible securities/any other instrument that entitles the acquirer to receive shares carrying voting rights in the TC (specify holding in each category)			
e) Total (a+b+c+d)	274,39,30,967	71.14%	71.14%
Details of acquisition/sell by the Acquirers/Sellers	7,91,12,400	2.05%	2.05%
a) Shares carrying voting rights acquired/sold	For details, please see <u>Annexure 1</u> attached herewith.		
b) VRs acquired /sold otherwise than by shares			
c) Warrants/convertible securities/any other instrument that entitles the acquirer to receive shares carrying voting rights in the TC (specify holding in each category) acquired/sold			
d) Shares encumbered / invoked/released by the acquirer.			
e) Total (a+b+c+/-d)	7,91,12,400	2.05%	2.05%
After the acquisition/sell, holding of Acquirers and PAC:	282,30,43,367	73.19%	73.19%
a) Shares carrying voting rights	For details, please see <u>Annexure 1</u> attached herewith.		
b) Shares encumbered with the acquirer			
c) VRs otherwise than by equity shares			
d) Warrants/convertible securities/any other instrument that entitles the acquirer to receive shares carrying voting rights in the TC (specify holding in each category)			

after acquisition			
e) Total (a+b+c+d)	282,30,43,367	73.19%	73.19%
Mode of acquisition/sale (e.g. open market / off-market / public issue / rights issue / preferential allotment / inter-se transfer etc.)	Open Market		
Date of acquisition/sale of shares / VR or date of receipt of intimation of allotment of shares, whichever is applicable	Acquisition by Acquirers between 17 th November, 2023 to 6 th August, 2024.		
Equity share capital / total voting capital of the TC before the said acquisition/sale	Equity Share Capital of TC, i.e. APL, before the said acquisition = Rs. 3856,93,89,410 (consisting of 385,69,38,941 equity shares of face value of Rs. 10 each)		
Equity share capital/ total voting capital of the TC after the said acquisition/sale	Equity Share Capital of TC, i.e. APL, after the said acquisition = Rs. 3856,93,89,410 (consisting of 385,69,38,941 equity shares of face value of Rs. 10 each)		
Total diluted share/voting capital of the TC after the said acquisition/sale	Diluted Equity Share Capital of TC, i.e. APL, after the said acquisition = Rs. 3856,93,89,410 (consisting of 385,69,38,941 equity shares of face value of Rs. 10 each)		

Note:

(*) Total share capital/ voting capital to be taken as per the latest filing done by the company to the Stock Exchange under Clause 35 of the listing Agreement.

(**) Diluted share/voting capital means the total number of shares in the TC assuming full conversion of the outstanding convertible securities/warrants into equity shares of the TC.

Notes:

1. Ardour Investment Holding Ltd. acquired 2,64,72,000 equity shares (0.69%) of APL between 17th November, 2023 to 6th August, 2024.
2. Emerging Market Investment DMCC acquired 4,34,40,400 equity shares (1.13%) of APL between 12th June, 2024 to 5th August, 2024.
3. Hibiscus Trade & Investment Ltd. acquired 92,00,000 equity shares (0.24%) of APL between 5th August, 2024 to 6th August, 2024



For Ardour Investment Holding Ltd.

[Signature]
Authorised Signatory

For Emerging Market Investment DMCC

[Signature]
Authorised Signatory

For Hibiscus Trade & Investment Ltd.

[Signature]
Authorised Signatory

Date: August 8, 2024




Name of Target Company(TC): Adani Power Limited (APL)	Before the acquisition/sell under consideration, holding of Acquirer / Seller and PAC:				Details of Acquisition / Sell				After the acquisition / sell under consideration, holding of Acquirer / Seller and PAC:			
	No. of shares carrying voting rights	No. of Warrants that entitles the Acquirer / Seller to receive shares carrying voting rights in the TC	% w.r.t total share/voting capital wherever applicable	% w.r.t total diluted share / voting capital of the TC	No. of shares	No. of Warrants that entitles the Acquirer / Seller to receive shares carrying voting rights in the TC	% w.r.t total share/voting capital wherever applicable	% w.r.t total diluted share / voting capital of the TC	No. of shares	No. of Warrants that entitles the Acquirer / Seller to receive shares carrying voting rights in the TC	% w.r.t total share/voting capital wherever applicable	% w.r.t total diluted share / voting capital of the TC
1	74,271,400	-	1.93	1.93	26,472,000	-	0.69	0.69	100,743,400	-	2.61	2.61
2	216,500,000	-	5.61	5.61	43,440,400	-	1.13	1.13	259,940,400	-	6.74	6.74
3	-	-	-	-	9,200,000	-	0.24	0.24	9,200,000	-	0.24	0.24
Total (a) - Acquirers	290,771,400	-	7.54	7.54	79,112,400	-	2.05	2.05	369,883,800	-	9.59	9.59
Details of Shareholders who are PAC												
1	1,421,612,453	-	36.86	36.86	-	-	-	-	1,421,612,453	-	36.86	36.86
2	377,180,885	-	9.78	9.78	-	-	-	-	377,180,885	-	9.78	9.78
3	1	-	0.00	0.00	-	-	-	-	1	-	0.00	0.00
4	1	-	0.00	0.00	-	-	-	-	1	-	0.00	0.00
5	442,186,652	-	11.46	11.46	-	-	-	-	442,186,652	-	11.46	11.46
6	146,332,575	-	3.79	3.79	-	-	-	-	146,332,575	-	3.79	3.79
7	65,847,000	-	1.71	1.71	-	-	-	-	65,847,000	-	1.71	1.71
Total (b) - PAC	2,453,159,567	-	63.60	63.60	-	-	-	-	2,453,159,567	-	63.60	63.60
Grand Total (a) + (b) (consisting of holding of Promoter and Promoter Group)	2,743,930,967	-	71.14	71.14	79,112,400	-	2.05	2.05	2,823,043,367	-	73.19	73.19

Notes:


- 1 Ardur Investment Holding Ltd. acquired 2,64,72,000 equity shares (0.69%) of APL between 17th November, 2023 to 6th August, 2024
- 2 Emerging Market Investment DMCC acquired 4,34,40,400 equity shares (1.13%) of APL between 12th June, 2024 to 5th August, 2024
- 3 Hibiscus Trade & Investment Ltd. acquired 92,00,000 equity shares (0.24%) of APL between 5th August, 2024 to 6th August, 2024

For Ardur Investment Holding Ltd




Authorised Signatory


For Emerging Market Investment DMCC



Authorised Signatory


For Hibiscus Trade & Investment Ltd.



Authorised Signatory
